

# Meet the Team

Year 4



# The Year 3 / 4 Team



Miss Davies



Mrs Field



Mrs Preston Watkins




Ms T Evans



Mrs Goss

# Term Dates



2024/2025 Academic Year

Term	Term Begins	Half Term Begins	Half Term Ends	Term Ends
Autumn	Monday 02.09.24	Monday 28.10.24	Friday 01.11.24	Friday 20.12.24
Spring	Monday 06.01.25	Monday 24.02.25	Friday 28.02.25	Friday 11.04.25
Summer	Monday 28.04.25	Monday 26.05.25	Friday 30.05.25	Monday 21.07.25



Inset Days




# Strive for 95




## School start and finish times

Gates open 8.50am

Finish 15.10

<p>EXCELLENT!</p> 	<p>100% Not missing any lessons. 99% Missing about 10 lessons. 98% Missing about 20 lessons. 97% Missing about 30 lessons. # NOT IN MISS OUT! Strive for 95+%</p>
<p>Be AWARE!</p> 	<p>95% Missing about 2 weeks of school. 94% Missing up to 2 weeks and 2 days of School. It will be difficult to catch up on the lost learning from 35 lessons # NOT IN MISS OUT! Strive for 95+%</p>
<p>Time to Take Action!</p> 	<p>92% and below Missing more than 3 weeks of education. A serious loss of learning which is likely to have a detrimental effect on achievement and life chances. # NOT IN MISS OUT! Strive for 95+%</p>

# Important Days:




## Year 4

- PE – Tuesday
- Forest School – Wednesday

PE days – Children need to wear their PE kits to school

Forest school days – Children to wear uniform, a waterproof coat and a change of suitable footwear e.g. wellies

# Uniform:



- The wearing of uniform:
  - gives pupils a sense of identity
  - gives status to the school
  - encourages pupils to dress neatly and wear suitable clothing
- ✓ Long or short grey trousers, skirt or pinafore dress
- ✓ White shirt or polo shirt
- ✓ Red sweatshirt or cardigan
- ✓ Black shoes. (No high heels or slip-on shoes should be worn to school. Trainer style shoes are permitted as long as they are black and have no bright logos. Brightly coloured trainers are not permitted.)

**LABELLING CLOTHING IS ESSENTIAL AS CHILDREN FREQUENTLY MISLAY ITEMS WHICH CAN BE EASILY RETURNED IF THEY ARE LABELLED.**

- Jewellery is not permitted to be worn in school.

# Timetable for Year 4



	Monday	Tuesday	Wednesday	Thursday	Friday
8:50 - 9:10	Registration	Registration	Registration	Registration	Registration
9:10 - 9:40	RWI	Mental maths	RWI	RWI	RWI
9:40 - 10:10	Guided Reading	Guided Reading	Guided Reading	Guided Reading	Mental Maths
10:10 - 11:00	Maths	Topic x2	Maths	Maths	Assembly 10:15
11:00 - 11:30	RWI Spelling and Literacy input		Welsh Pack	RWI Spelling and Literacy input	RWI Spelling and Literacy input
11:30 - 11:45	Break		Forest Schools - Rhaglan	Break	
11:45 - 12:25	Literacy	Story		Literacy	Literacy
12.25-1.10	Lunch				
1.10- 1.25	Registration and Newsround	Registration and Newsround	Registration and Newsround	Registration and Newsround	Registration and Newsround
1.25-2.00	Topic	PPA- P.E JIGSAW WELSH GAME	Forest Schools - Y Fenni	Pupil led learning	Golden Time
2.00-2.15	Mile			Mile	
2.15-2.45	Topic		Pupil led learning	Golden Time	
2.45-3.10	Mental Maths		Welsh Game	Story	Story



# Overview of the Term



## Medium term overview

### Language, Literacy & Communication –

- Wk 1 – Comprehension, freeze frames of Summer, punctuation
- Wk 2 – Inference, improving sentences and freeze frame drama linked to our book 'Milo Imagines the World'
- Wk 3 – reading skills to illustrate, create a balanced argument, use persuasive language
- Wk 4 – feature of a persuasive text, plan a persuasive letter, write a persuasive letter
- Wk 5 – assess our work and uplevel, analyse evidence and come to a conclusion, Prepare a newflash, Assess a newflash against a success criteria
- Wk 6 – Record a newflash, oracy and presenting focus.
- Wk 7 – sentence work, synonym ladders, simile and metaphor,
- Wk 8 – Use figurative and descriptive language, upskill sentences, describe a setting.



### Mathematics & Numeracy

- Wk 1 – Partitioning numbers
- Wk 2 – Number sequences
- Wk 3 – Addition
- Wk 4 – Subtraction
- Wk 5 – Time
- Wk 6 – Multiplication
- Wk 7 – Division
- Wk 8 - Shape

### Topic Journey

- Wk 1 – Life Saving
- Wk 2 – Skeletons
- Wk 3 – Organs
- Wk 4 – Teeth
- Wk 5 – Eyes
- Wk 6 – Lungs
- Wk 7 – The Heart
- Wk 8 – Digestive System

### Welsh

- Wk 1 – Write about summer holidays using patterns "Es i..." "I went..." "Gwelais i..." "I saw..."
- Wk 2 – Write about summer holidays using patterns "Es i..." "I went..." "Gwelais i..." "I saw..."
- Wk 3 – Ask and answer simple questions Beth yw d'eny di? "What is your name?" "... ydw I! "I am..." "Faint ydy d'ed di?" "How old are you?"
- Wk 4 – To understand and role play a phone conversation
- Wk 5 – Learning to instruct, creating a morning routine yn ymraeg
- Wk 6 – Reading and discussing "Yn y Goedwig yn y nos" "In the Forest at Night"
- Wk 7 – Create a David Attenborough style video.
- Wk 8 - Create a David Attenborough style video.

### Suggested Learning for School

- Daily RWI sessions
- Handwriting
- Practising HFW
- RWI spellings
- Spelling lists
- Athletics
- Mindfulness minutes
- Myon and accelerated reader (will also form parts of guided reading carousel)
- Jigsaw

### Home

- Myon and accelerated reader
- Athletics
- Shoelaces




# Class Dojo



- We will be using Class Dojo to showcase work the children are proud of if they choose to do so.
- You will be sent a link to join the class next week



# Free School Meals – To Finish



- Although all children in Year 4 are now eligible for Free School Meals
- If you were eligible for free school meals before or have had a change in personal circumstances, please still fill out a form

# Bits and bobs

- Snack: fruit, vegetables and cereal bars only please
- Children do not need to bring pencil cases or toys to school – they will be supplied with everything they need
- Parent consultations will take place in the week beginning Monday 14<sup>th</sup> October via telephone conversations

Thanks for  
joining us!

Year 4 Team

