


Meet the Team


Year 3



The Team



Term Dates






	Term Begins	Half Term	Term Ends
Autumn	02.09.24	28.10.24 – 01.11.24	20.12.24
Spring	06.01.25	24.02.25 – 28.02.25	11.04.25
Summer	28.04.25	26.05.25 - 30.05.25	21.07.25




Strive for 95



<p>EXCELLENT!</p> 	<p>100% Not missing any lessons. 99% Missing about 10 lessons. 98% Missing about 20 lessons. 97% Missing about 30 lessons. # NOT IN MISS OUT! Strive for 95+%</p>
<p>Be AWARE!</p> 	<p>95% Missing about 2 weeks of school. 94% Missing up to 2 weeks and 2 days of School. It will be difficult to catch up on the lost learning from 35 lessons # NOT IN MISS OUT! Strive for 95+%</p>
<p>Time to Take Action!</p> 	<p>92% and below Missing more than 3 weeks of education. A serious loss of learning which is likely to have a detrimental effect on achievement and life chances. # NOT IN MISS OUT! Strive for 95+%</p>

Important Days:




Year 3

- PE – Tuesday
- Forest School – Tuesday

PE days – Children need to wear their PE kits to school

Forest school days – Children to wear uniform, a waterproof coat and a change of suitable footwear e.g. wellies

Uniform: PLEASE LABEL EVERYTHING!




- The wearing of uniform:
 - gives pupils a sense of identity
 - gives status to the school
 - encourages pupils to dress neatly and wear suitable clothing
- ✓ Long or short grey trousers, skirt or pinafore dress
- ✓ White shirt or polo shirt
- ✓ Red sweatshirt or cardigan
- ✓ Black shoes. (No high heels or slip-on shoes should be worn to school. Trainer style shoes are permitted as long as they are black and have no bright logos. Brightly coloured trainers are not permitted.)

LABELLING CLOTHING IS ESSENTIAL AS CHILDREN FREQUENTLY MISLAY ITEMS WHICH CAN BE EASILY RETURNED IF THEY ARE LABELLED.


- Jewellery is not permitted to be worn in school.

Timetable



	8:50 – 9:15	9:15 – 9:45	9:45 – 10:15	10:15 – 10:30	10:30 – 11:15	11:20 – 12:05	12:10 – 12:55	1:00 – 1:20	1:20 – 1:35	1:35 – 2:15	2:15 – 2:30	2:30 – 3:00	3:00- 3:15	
Monday	Register	RWI	Welsh	Play	Literacy	Maths	Dinner	GGR	RWI Spelling	Topic	Mile	Topic	Story time / Home time	
Tuesday	PPA				PPA	GGR & RWI Spelling		Literacy	Topic	Topic		Story time / Home time		
Wednesday	Register	RWI	Welsh		Literacy	Maths		GGR	RWI Spelling	Topic		Topic	Story time / Home time	
Thursday	Register	RWI	Welsh		Literacy	Maths		Forest School / Maths					Story time / Home time	
Friday	Register	RWI	GGR		Star award assembly	Independent learning		Independent learning					Story time / Home time	

Overview of the Term



Language, Literacy & Communication –

- Wk 1 – Basic grammar skills/punctuation/handwriting/expectations
- Wk 2 – Exploring characters
- Wk 3 – Developing a setting
- Wk 4 – Planning a fairy tale (main characters, beginning, middle, end)
- Wk 5 – Writing a short fairy tale
- Wk 6 – Self reflecting – choosing vocab to 'make better'
- Wk 7 – Exploring list poems
- Wk 8 – Creating a list poem based on a fictional character

Mathematics & Numeracy

- Wk 1 – Read and write numbers to 1000, partitioning numbers, greater than and less than, number sequences
- Wk 2 – Column Addition,
- Wk 3 – Column Subtraction
- Wk 4 – Doubling and halving
- Wk 5 – recognise 2 and 3D Shapes
- Wk 6 – Using Money, identify coins and notes, Addition and subtraction problems
- Wk 7 – Using Money, identify coins and notes, Addition and subtraction problems

Topic Journey

- Explore underlying morals and lessons
- Locate fairy tale countries on a map
- Explore emotions and how characters express them.
- Create illustrations for the adapted story from literacy

3 little pigs

- Science experiment– How hard can we 'huff and puff'?
- Research which animals could blow your house down?

Cinderella

- Explore which animals really change into something else
- Examine the origins of ancient fairy tales and their modern adaptations.



Welsh – Tri Mochyn Bach

- Wk 1 – Beth yw dy enw, di? (What is your name?)
- Wk 2 – Faint ydy dy oed di? (How old are you?)
- Wk 3 – Ble wyt ti'n byw? (Where do you live?)
- Wk 4 – Pa liw ydy dy lygaid/gwallt di? (What colour are your eyes/hair?)
- Wk 5 – Beth wyt ti'n wisgo? (What are you wearing?)
- Wk 6 – Oes anifail anwes gyda ti? (Is there a pet with you?)
- Wk 7 – Bath wyt ti'n hoffi wneud? (What do you like doing?)
- Wk 8 – Beth wyt ti'n hoffi? (What do you like?)

Suggested Learning for School

- Daily RWI sessions
- Handwriting
- Practising HFW
- Spelling attack – robotica, rainbow writing
- Spelling lists
- Athletics
- Mindfulness minutes
- Myon and accelerated reader (will also form parts of guided reading carousel)
- SEAL – Class assemblies
- Homework project – create a mobile, craft/artwork/model of the solar system or create a new planet with a fact file

Twitter Handle: @GSPriYear3

Class Dojo



- We will be using Class Dojo to showcase work the children are proud of if they choose to do so.
- You will be sent a link to join the class this week
- This is not a home/school communication platform.



Homework



- Weekly times table test – use HIT THE BUTTON to revise
- Weekly spelling test – High Frequency Words
- Home reading books

1 – 10 Times Tables Chart

1 X	2 X	3 X	4 X	5 X
1x1=1	2x1=2	3x1=3	4x1=4	5x1=5
1x2=2	2x2=4	3x2=6	4x2=8	5x2=10
1x3=3	2x3=6	3x3=9	4x3=12	5x3=15
1x4=4	2x4=8	3x4=12	4x4=16	5x4=20
1x5=5	2x5=10	3x5=15	4x5=20	5x5=25
1x6=6	2x6=12	3x6=18	4x6=24	5x6=30
1x7=7	2x7=14	3x7=21	4x7=28	5x7=35
1x8=8	2x8=16	3x8=24	4x8=32	5x8=40
1x9=9	2x9=18	3x9=27	4x9=36	5x9=45
1x10=10	2x10=20	3x10=30	4x10=40	5x10=50
1x11=11	2x11=22	3x11=33	4x11=44	5x11=55
1x12=12	2x12=24	3x12=36	4x12=48	5x12=60
6 X	7 X	8 X	9 X	10 X
6x1=6	7x1=7	8x1=8	9x1=9	10x1=10
6x2=12	7x2=14	8x2=16	9x2=18	10x2=20
6x3=18	7x3=21	8x3=24	9x3=27	10x3=30
6x4=24	7x4=28	8x4=32	9x4=36	10x4=40
6x5=30	7x5=35	8x5=40	9x5=45	10x5=50
6x6=36	7x6=42	8x6=48	9x6=54	10x6=60
6x7=42	7x7=49	8x7=56	9x7=63	10x7=70
6x8=48	7x8=56	8x8=64	9x8=72	10x8=80
6x9=54	7x9=63	8x9=72	9x9=81	10x9=90
6x10=60	7x10=70	8x10=80	9x10=90	10x10=100
6x11=66	7x11=77	8x11=88	9x11=99	10x11=110
6x12=72	7x12=84	8x12=96	9x12=108	10x12=120

guruparents.com

First 100 High Frequency Words
in frequency order reading down the columns

the	that	not	look	put
and	with	then	don't	could
a	all	were	come	house
to	we	go	will	old
said	can	little	into	too
in	are	as	back	by
he	up	no	from	day
I	had	mum	children	made
of	my	one	him	time
it	her	them	Mr	I'm
was	what	do	get	if
you	there	me	just	help
they	out	down	now	Mrs
on	this	dad	came	called
she	have	big	oh	here
is	went	when	about	off
for	be	it's	got	asked
at	like	see	their	saw
his	some	looked	people	make
but	so	very	your	an


hfw100p.pdf

Design © www.highfrequencywords.org

Precursive



Additional Practice: Mathletics, MyOn and HWB




- Mathletics log in cards will be sent home. This is to practice Maths at home and will be used in maths lessons in school
- Myon – Myon log ins will be sent home for home reading and will be used in school in literacy and guided reading sessions
- HWB – HWB log ins will also be sent home, there are a range of tools children can use at home through HWB such as Microsoft office and Minecraft education for Free.



Free School Meals

- Although all children in Year 3 are now eligible for Free School Meals
- If you were eligible for free school meals before or had a change of circumstance please could you still fill out a form.



Application forms for FSM are available from the main school office, class teachers or from:

Croesyceiliog Community Education Centre, The Highway, Croesyceiliog.

Tel: 01633 647715/19 or by email on freeschoolmeals@torfaen.gov.uk.

Alternatively you can download an application form using the links below, where you will also find answers to frequently asked questions from Welsh Government.

Bits and bobs

- Snack: fruit, vegetables and cereal bars only please (NOT NUTS)
- Children do not need to bring pencil cases or toys to school – they will be supplied with everything they need
- Parent consultations will take place in the week beginning Monday 14th October via telephone conversations
- Information on after school clubs will be available soon
- Please follow us on Twitter @GSPriYear3



Thanks for
joining us!

Year 3 Team

